

MDG-Reporting for FC-Projects

Practitioners' Network, 10.11.2009

Dr. Florian Wieneke

Senior Economist

KfW Development Bank

Development Economics and Research

Die Zukunftsförderer



Water – fundamental for development



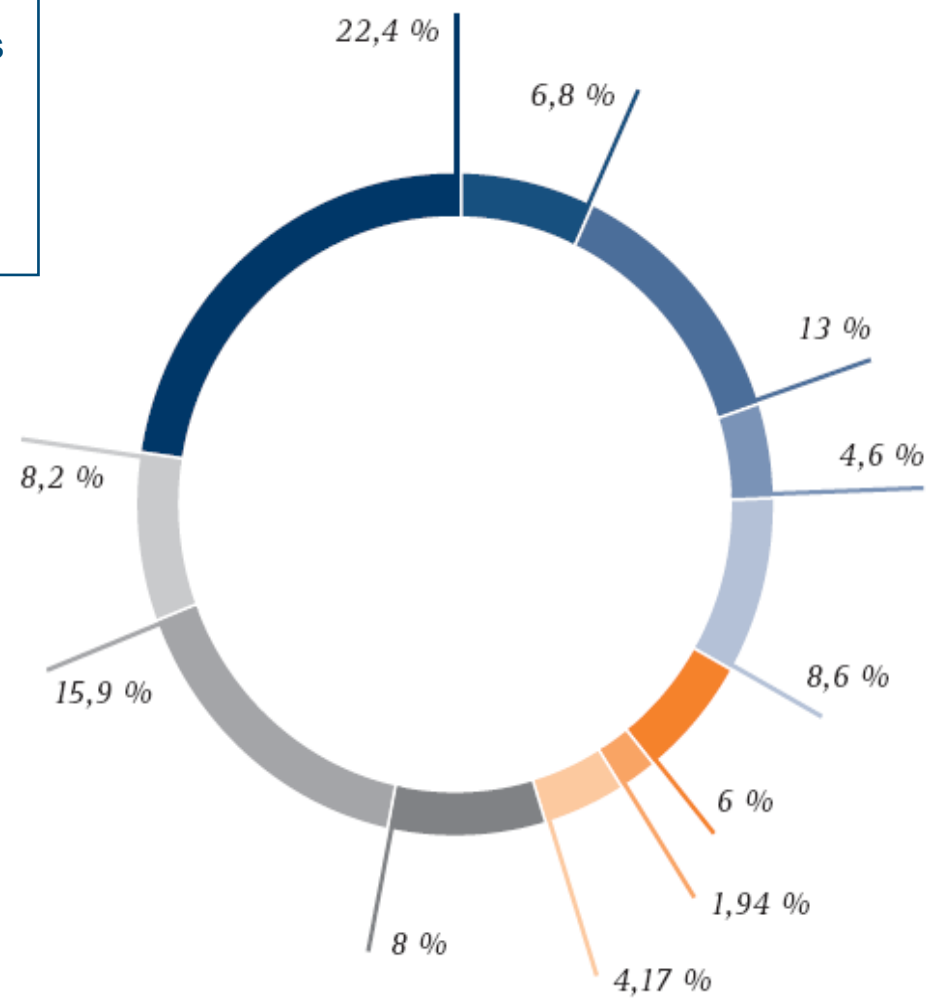
ANNUAL REPORT 2008 ON COOPERATION
WITH DEVELOPING COUNTRIES

Activities in figures – our contribution* to the MDGs

Direct Impact: Two thirds (70,8 %) towards MDGs
Indirect Impact: One third principally towards

1. „Economic Growth“ (22,4 %)
2. „Good Governance“ (6,8 %)

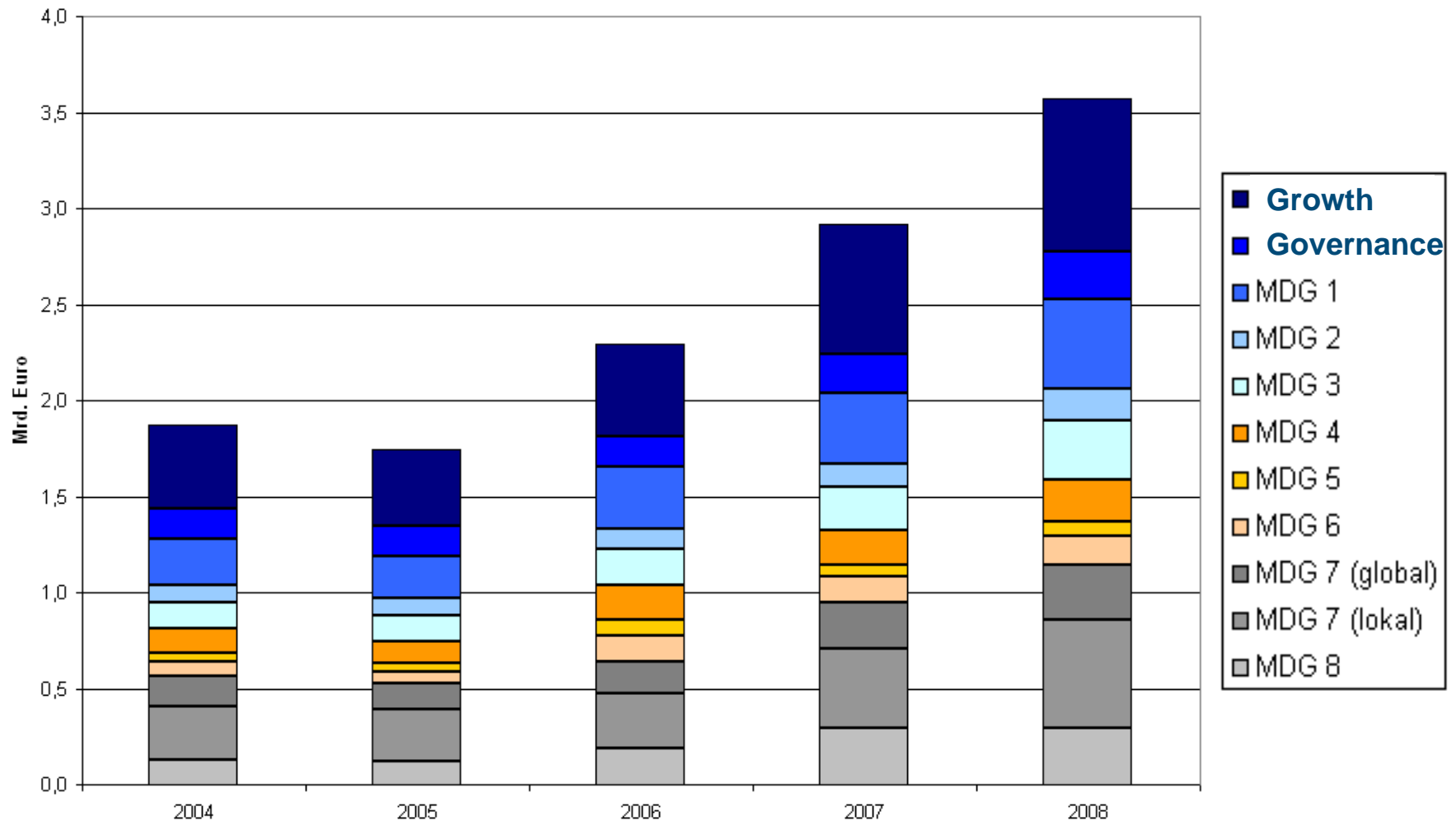
- Economic growth
- Good governance, democracy and peace
- MDG 1 (Extreme poverty and hunger)
- MDG 2 (Primary education)
- MDG 3 (Gender equality)
- MDG 4 (Child mortality)
- MDG 5 (Maternal mortality)
- MDG 6 (HIV/AIDS, tuberculosis, etc.)
- MDG 7 (Global environment)
- MDG 7 (Local environment)
- MDG 8 (Global partnership for development)



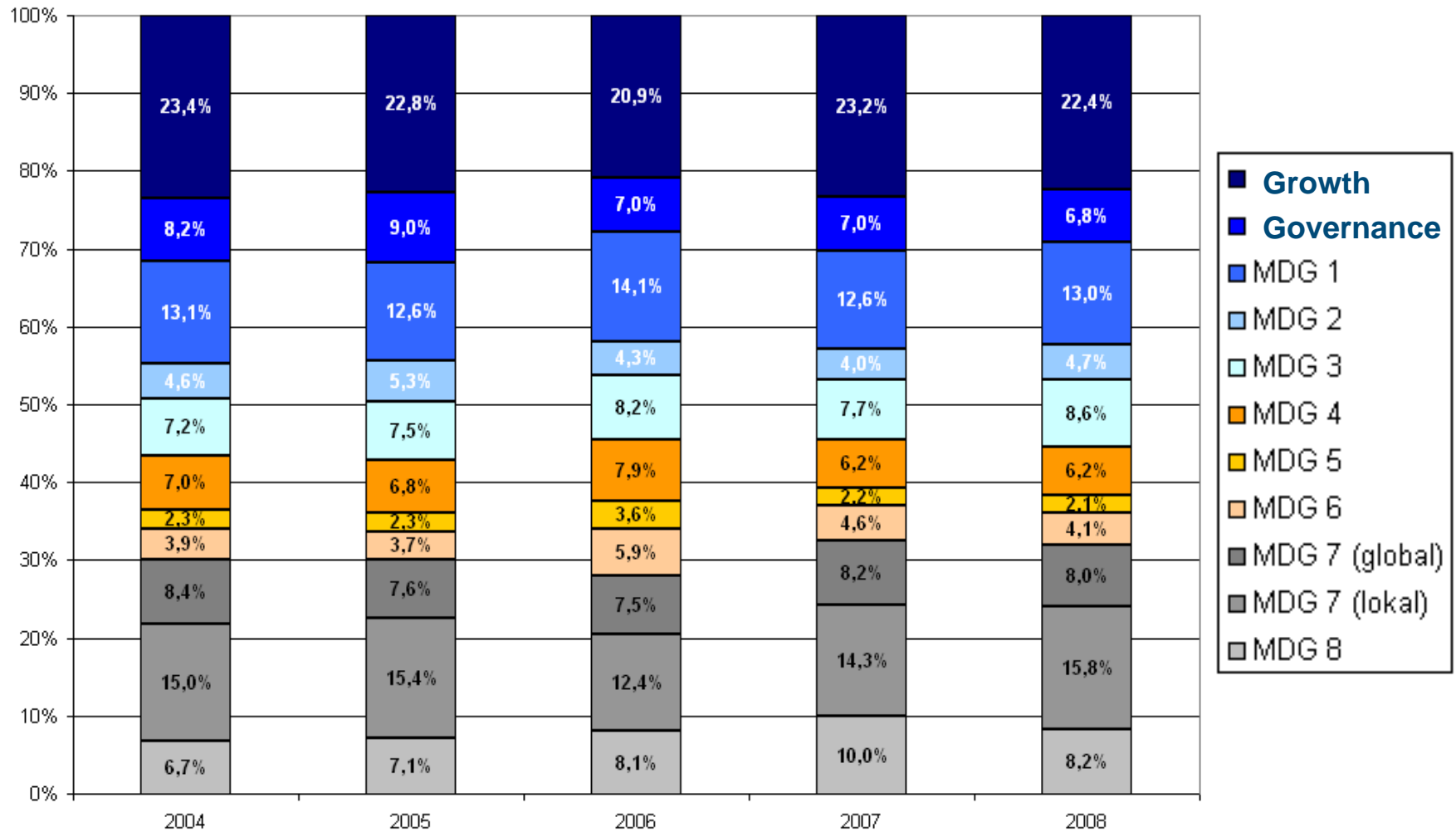
* Expected MDG-Impacts of 2008 realized FC-commitments (contract completions)

Differences of sums may occur due to truncations

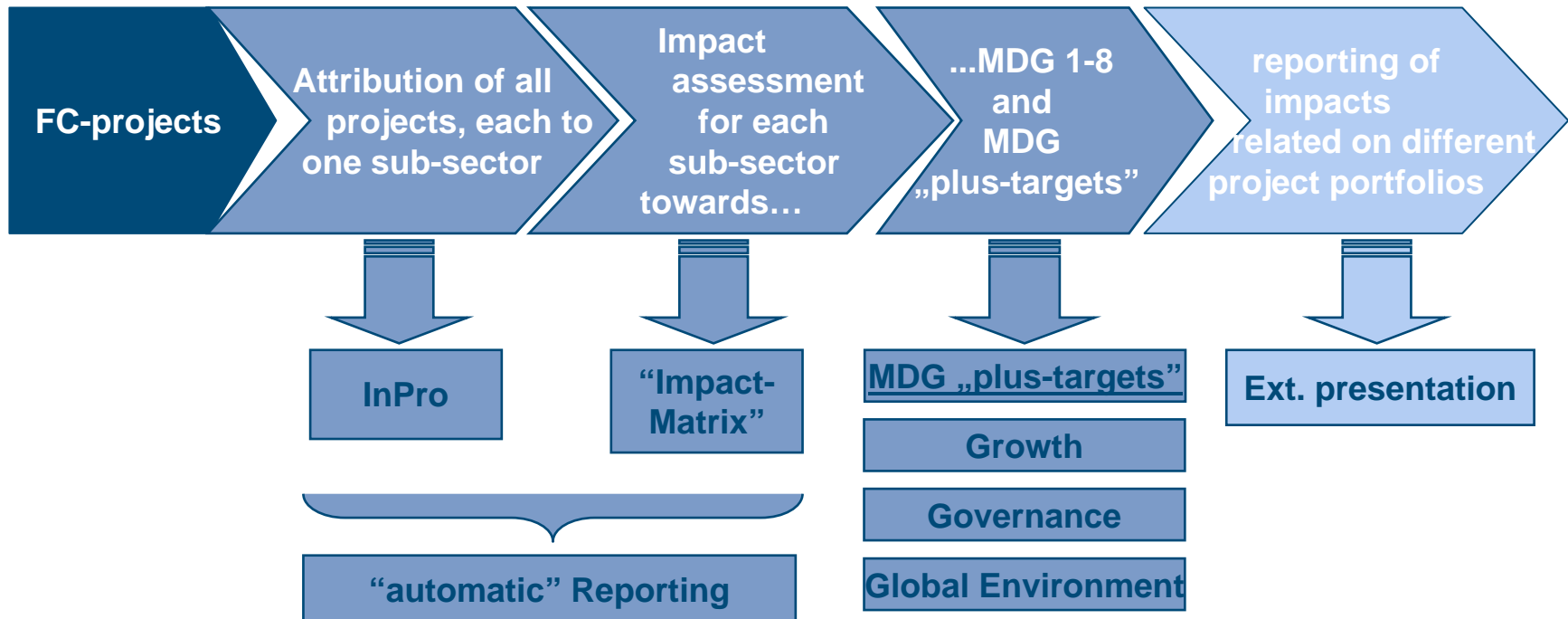
Expected MDG-Impacts of committed FC-resources 2004-08 (in Euro)



Expected MDG-Impacts of committed FC-resources 2004-08 in %



Method: Activities in figures



Objectives of Millennium Declaration

Development and
Poverty reduction

Peace, security
and demilitarization

Human rights
and democracy

Environmental
protection

MDG 1 – 8

MDG 1: Eradicate extreme poverty and hunger
MDG 2: Achieve universal primary education
MDG 3: Promote gender equality and empower women
MDG 4: Reduce child mortality
MDG 5: Improve maternal health
MDG 6: Combat HIV/AIDS, malaria and other diseases
MDG 7: Ensure environmental sustainability
MDG 8: Develop a global partnership for development

direct impact on poverty

plus

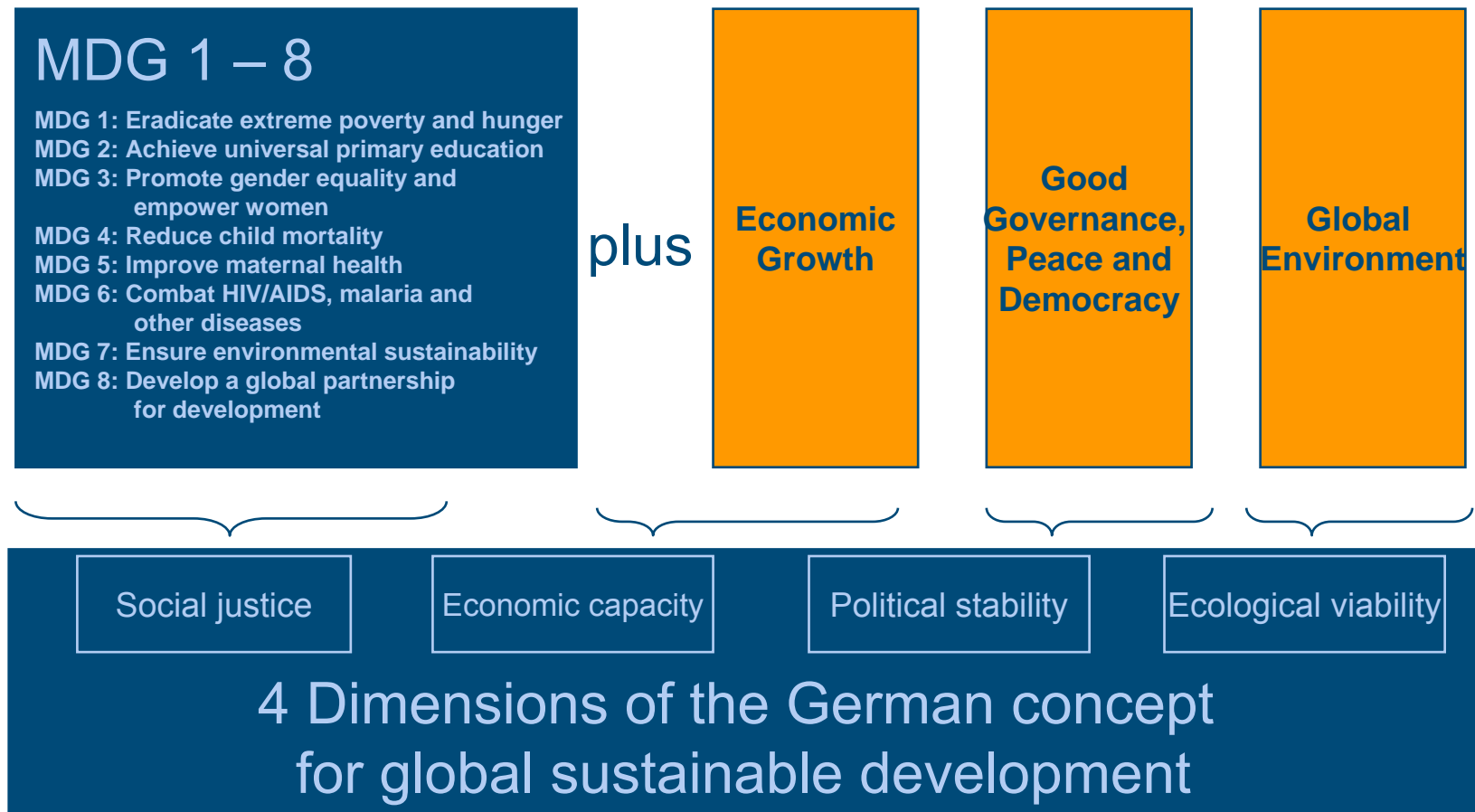
Economic
Growth

Good
Governance,
Peace and
democracy

Global
Environment

indirect impact on poverty

Reasoning of „plus“-targets: National placement





„Impact Matrix“ (1/2)

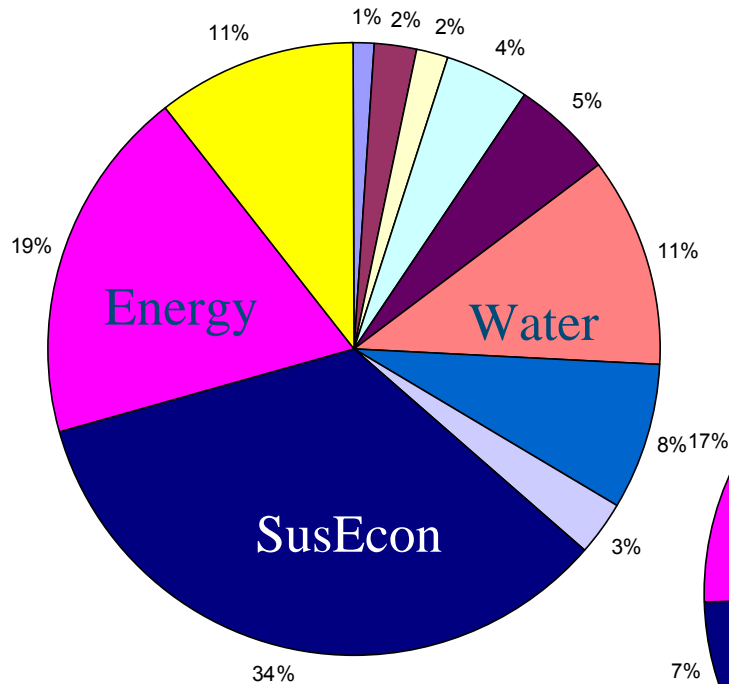
BMZ-Sector / Main focus	Subsector	Millennium Dev. Goals (MDGs)								additional Dev. Goals			Total (10 Points)
		MDG 1	MDG 2	MDG 3	MDG 4	MDG 5	MDG 6	MDG 7 local	MDG 8	Economic Growth	Good Governance, Peace and Democracy	Global Environment	
Democracy, Civil Society and Pub. Administration	Decentralization	0,5	0,5	0,5	0,5	0,5	0,5	0,5	0,5	2,0	4,0	0,0	10,0
	Urban Development	0,5	0,5	0,5	0,5	0,5	0,5	0,5	0,5	2,0	4,0	0,0	10,0
	Democratisation	0,0	0,0	1,0						0,0	9,0	0,0	10,0
General Budget Support	General Budget Support	1,0	0,5	0,5	0,5	0,5	0,5	0,5	2,0	1,5	2,0	0,5	10,0
Peace Building and Crisis Prevention	Peace Building and Crisis Prevention	2,0	1,0	1,0	0,0	0,0	0,0	0,0	0,0	1,0	5,0	0,0	10,0
Education	Primary and Secondary Education Projects (incl. Education-Sector-Progr.)	1,5	4,5	1,5	0,5	0,0	0,5	0,0	0,5	0,5	0,5	0,0	10,0
	vocational Training	2,0	1,0	1,5	0,0	0,0	1,0	0,0	2,0	2,0	0,5	0,0	10,0
Health, Family Planning, HIV/AIDS	Sexual and reproductive health and rights	1,0	0,0	1,5	1,5	3,5	1,5	0,0	0,0	0,5	0,5	0,0	10,0
	HIV / AIDS	1,0	0,0	1,0	2,0	1,0	4,0	0,0	0,0	0,5	0,5	0,0	10,0
	Disease oriented progr. (TB, Polio, others)	1,0	0,5	0,5	2,5	1,0	3,5	0,0	0,0	0,5	0,5	0,0	10,0
	Health infrastructure	1,0	0,0	0,5	3,0	3,0	1,5	0,0	0,0	0,5	0,5	0,0	10,0
	Health Sector Proge. / others	1,0	0,0	1,0	2,0	2,5	1,5	0,0	0,5	0,5	1,0	0,0	10,0
Drinking Water, Watermanagement, Wastewater/Waste Disposal	Water supply / Wastewatermanagement	1,0	0,5	0,5	1,5	0,0	0,5	4,5	0,0	0,5	1,0	0,0	10,0
	Waste Industry / Municipal Waste	0,5	0,0	0,0	1,0	0,0	1,0	4,5	0,5	1,0	0,5	1,0	10,0
	Special wastes / dangerous wastes												0,0
	Flood protection												0,0
Food Sec. / Agriculture	Agriculture Production/ Rural Development	3,5	0,5	1,5	1,0	0,0	0,0	0,0	0,5	2,0	1,0	0,0	10,0
	Sustainable Agriculture/ Soil conservation (conservation agriculture)	2,5	0,0	1,0	0,0	0,0	0,0	4,0	0,0	0,5	1,0	1,0	10,0
	Land division / land use planning	2,5	0,0	1,0	0,0	0,0	0,0	2,0	0,0	2,0	2,0	0,5	10,0

„Impact Matrix“ (2/2)

BMZ-Sector / Main focus	Subsector	Millennium Dev. Goals (MDGs)								additional Dev. Goals			Total (10 Points)
		MDG 1	MDG 2	MDG 3	MDG 4	MDG 5	MDG 6	MDG 7 local	MDG 8	Economic Growth	Good Governance, Peace and Democracy	Global Environment	
Environment Policy (only "green" Subsectors)	Forest Management	2,5	0,0	1,0	0,0	0,0	0,0	2,5	0,0	0,5	1,0	2,5	10,0
	Forest protection as Climate Protection	1,0	0,0	0,5	0,0	0,0	0,0	3,0	0,0	0,5	1,5	3,5	10,0
	Protection of natural Ecosystems and Biodiversity	1,5	0,0	0,5	0,0	0,0	0,0	3,0	0,0	0,5	1,0	3,5	10,0
Sustainable Economic Dev. (without voc. Training)	SME-Finance	1,5	0,0	1,0	0,0	0,0	0,0	1,0	1,5	5,0	0,0	0,0	10,0
	Microfinance	2,0	0,5	2,0	0,5	0,0	1,0	0,5	1,5	1,0	1,0	0,0	10,0
	Housing-Finance	1,0	0,0	2,0	0,0	0,0	0,0	2,5	1,5	2,5	0,5	0,0	10,0
	Environment-Finance	1,0	0,0	0,5	0,0	0,0	0,0	4,0	1,5	2,0	0,0	1,0	10,0
	Deposit protection	1,5	0,0	1,5	0,0	0,0	0,0	0,0	2,5	3,0	1,5	0,0	10,0
Energy	Access to Energy	1,5	0,5	0,5	0,5	0,5	0,5	1,0	0,5	4,0	0,5	0,0	10,0
	Renewable Energy, decentral	1,5	0,5	0,5	1,0	0,5	0,5	1,0	0,5	1,5	0,5	2,0	10,0
	Renewable Energy, on-grid	1,0	0,5	0,5	0,5	0,0	0,0	1,0	0,5	3,5	0,0	2,5	10,0
	Energyefficiency (network, production, heating, use)	1,0	0,5	0,5	0,5	0,0	0,0	1,0	0,5	3,0	0,0	3,0	10,0
	Energy-sector-programmes / others	1,5	0,5	0,5	0,5	0,0	0,0	1,0	0,5	4,0	0,5	1,0	10,0
Transport and Communication	Roadtransport	1,5	1,0	0,5	1,0	1,0	0,5	0,5	1,0	2,5	0,5	0,0	10,0
	Rail-transport	1,0	0,0	0,0	0,5	0,5	0,5	1,0	1,5	2,5	0,5	2,0	10,0
	Rural Transport	2,0	1,0	1,0	1,0	1,0	1,0	0,5	0,5	1,5	0,5	0,0	10,0
	Urban Traffic / Pub. Transport.	1,5	1,0	1,0	0,5	1,0	0,5	1,0	0,5	1,0	0,5	1,5	10,0
	Ferries	1,5	0,0	0,0	0,0	0,0	0,0	0,5	1,5	3,0	0,5	3,0	10,0
	Harbours	1,0	0,0	0,0	0,0	0,0	0,0	0,0	2,5	4,5	0,5	1,5	10,0
	Airports	1,0	0,0	0,0	0,0	0,0	0,0	0,0	2,5	6,0	0,5	0,0	10,0
	Telecommunication in rural areas	1,5	0,5	1,0	0,5	0,5	0,5	0,5	1,5	2,0	1,5	0,0	10,0
other Telecommunication	1,0	0,0	0,0	0,0	0,0	0,0	0,5	2,5	3,5	1,5	1,0	10,0	

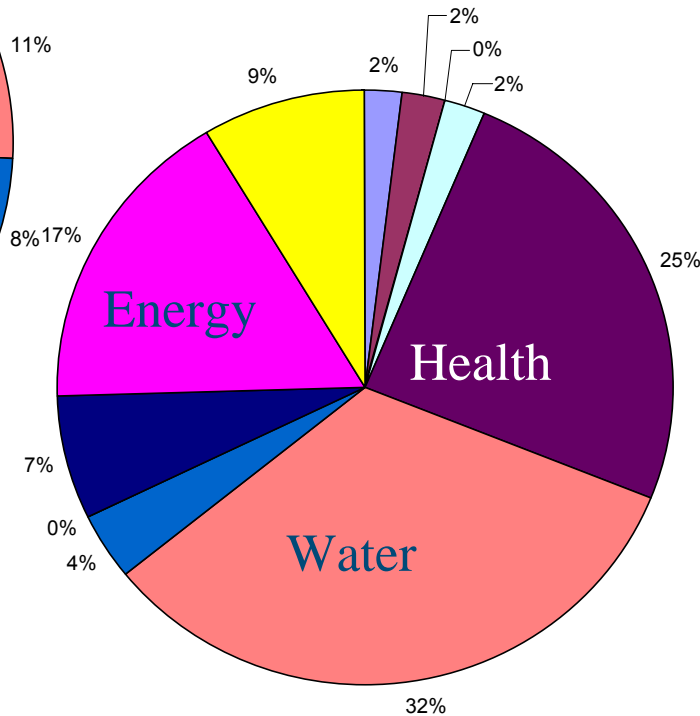
Sectoral Contribution to MDG1 & MDG4

(based on commitments 2004-2008)

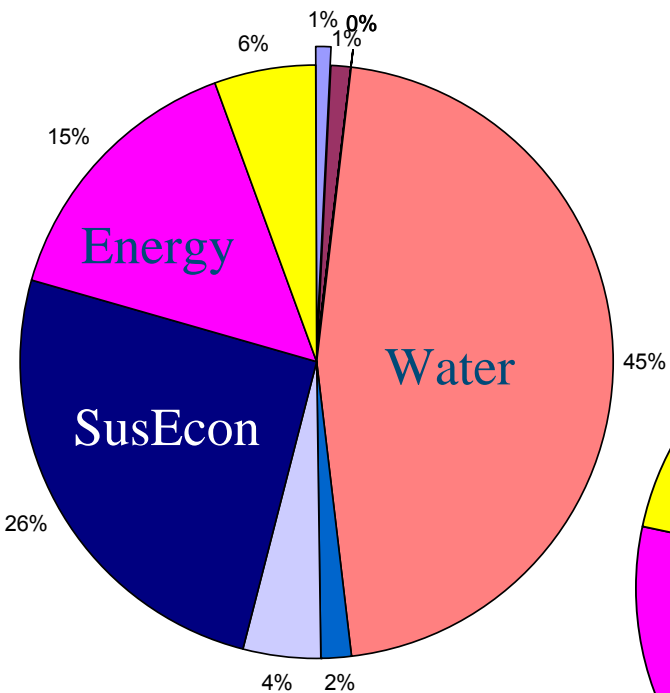


MDG 1
(Extreme Poverty and Hunger)

MDG 4
(Child Mortality)

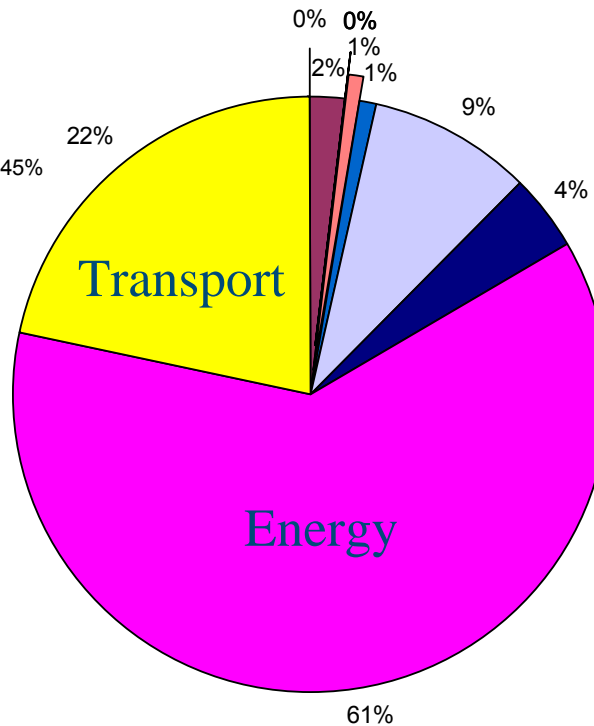


Sectoral Contribution to MDG 7 – Local Environment vs. Global Environment (based on commitments 2004-2008)



MDG 7 -
Local Environment

MDG 7 - Global Environment



- Scoring per sub-sector and not per project
 - Difficulty of definition „Sub-sector /typical projects“?
 - Country specific factors have not been considered
- No open scoring => restriction to 10 points per sub-sector,
- No coverage of negative impacts
- „length of impact chain“
 - Short, middle, long-term impacts?
 - direct versus indirect impacts, ...
- Interactions (objectives, activities, costs)
- Subjectivity of scoring: Who owns the last decision?

Potentials for further development of tool

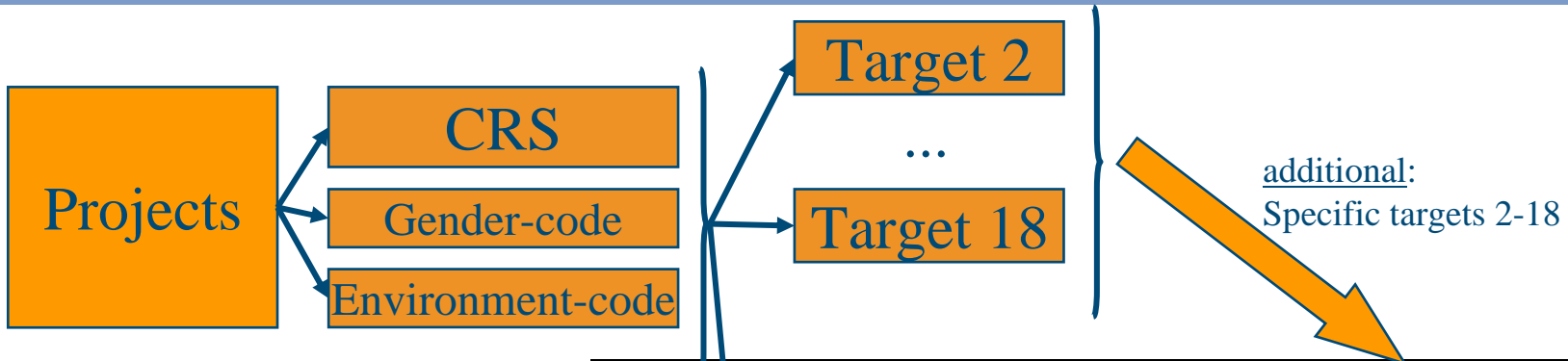
- Impact matrix differentiated acc. Country groups / regions
- Impact matrix differentiated acc. urban – rural
- Different scoring for sub-sectors
 - allocation by „independent responsibility“
- 2 Impact matrix for
 - a. Direct impacts and
 - b. Indirect impacts

- Method
- Interpretation of results?
- Suggestions

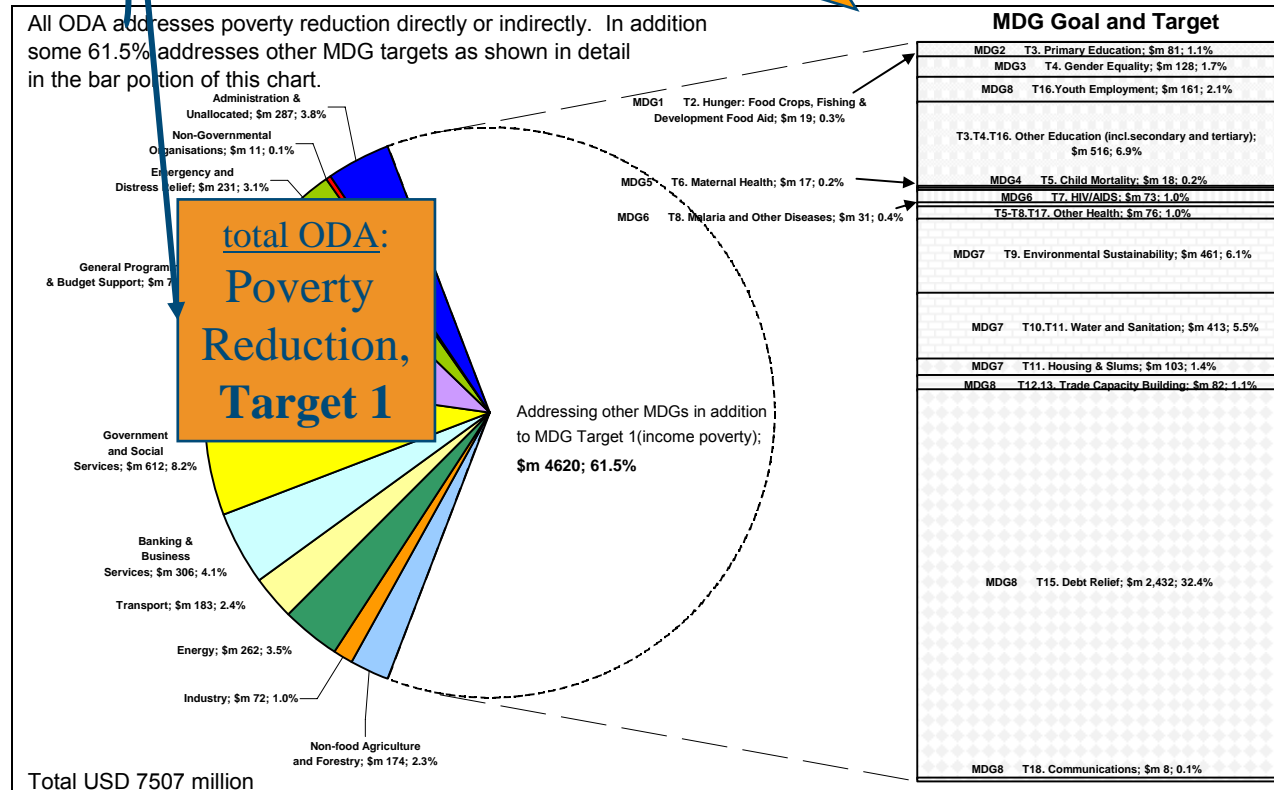
**Thank You
for Your Attention!**

Slides for back up of discussion about different approaches

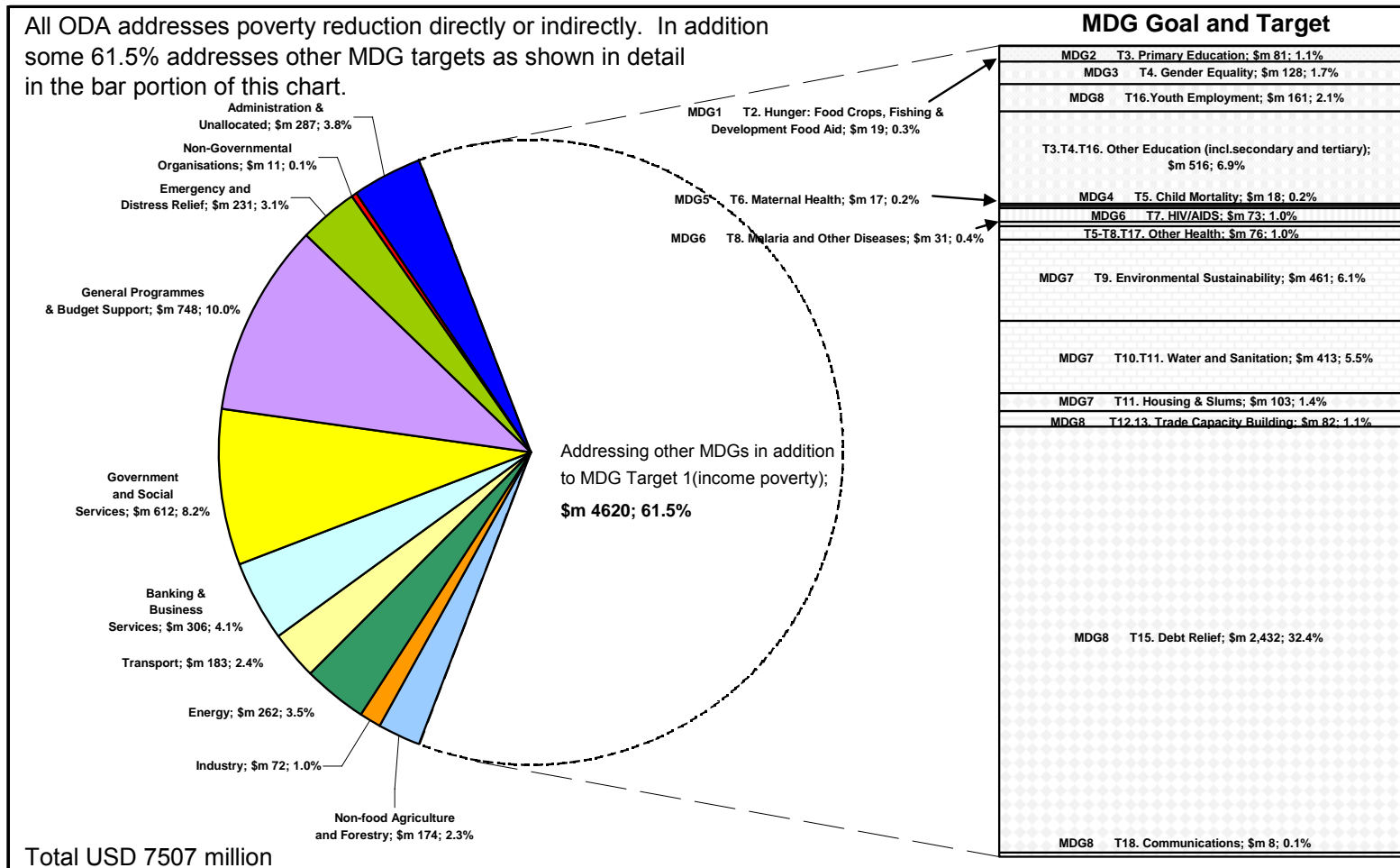
Approach of OECD/DAC (scheme)



Additionally information of WTO-statistics is used for targets 12 and 13

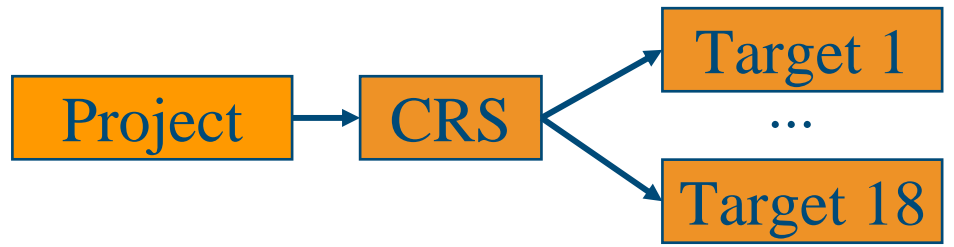


MDG-Reporting OECD/DAC: Average annual ODA committed by Germany to all recipients in 2004-05



Source: OECD - Creditor Reporting System

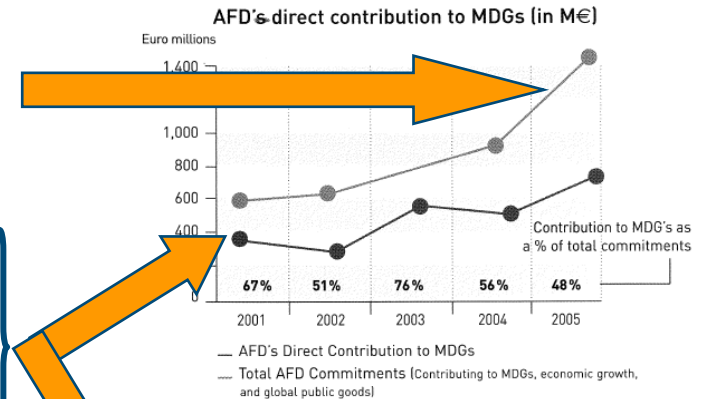
April 2007



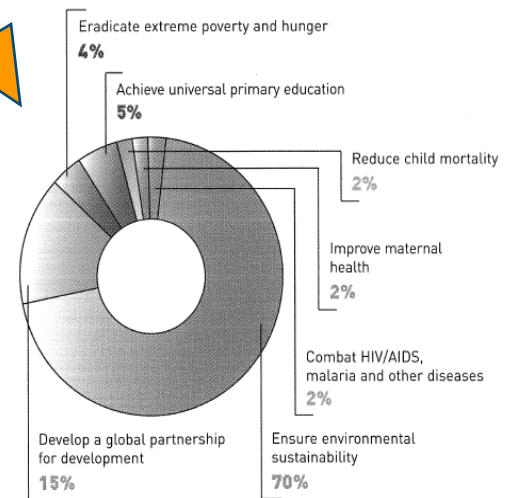
In process (2007):

- Attribution of a project to several CRS-Codes (%)
- Impact of projects on
 - Growth
 - Global Public Goods

Current Status?



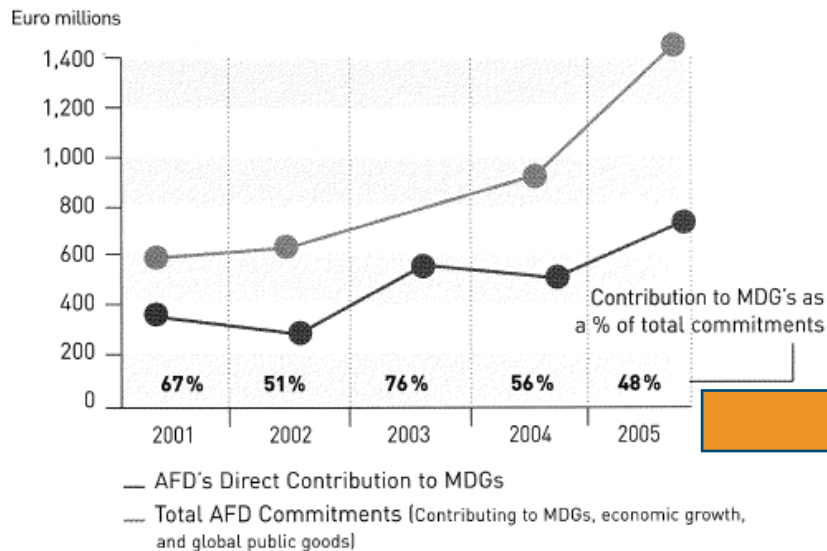
Allocation of AFD's contribution to the 8 MDGs (2003-2005 Commitments)



MDG-Reporting AFD

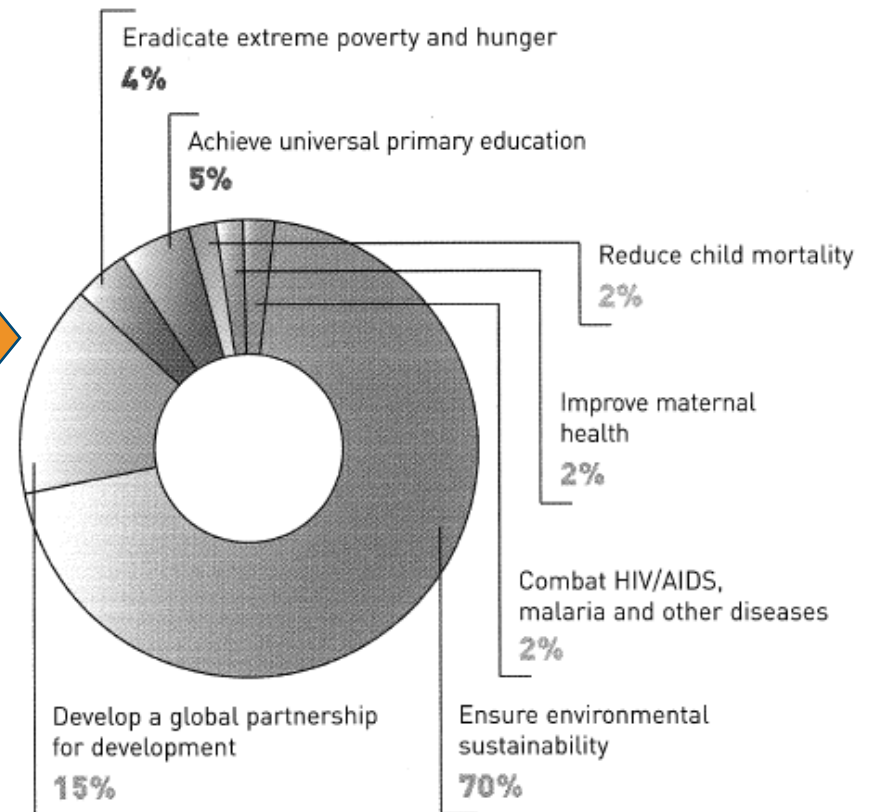
(copy of AFD-report „Increasing and Demonstrating Aid Effectiveness“)

AFD's direct contribution to MDGs (in M€)

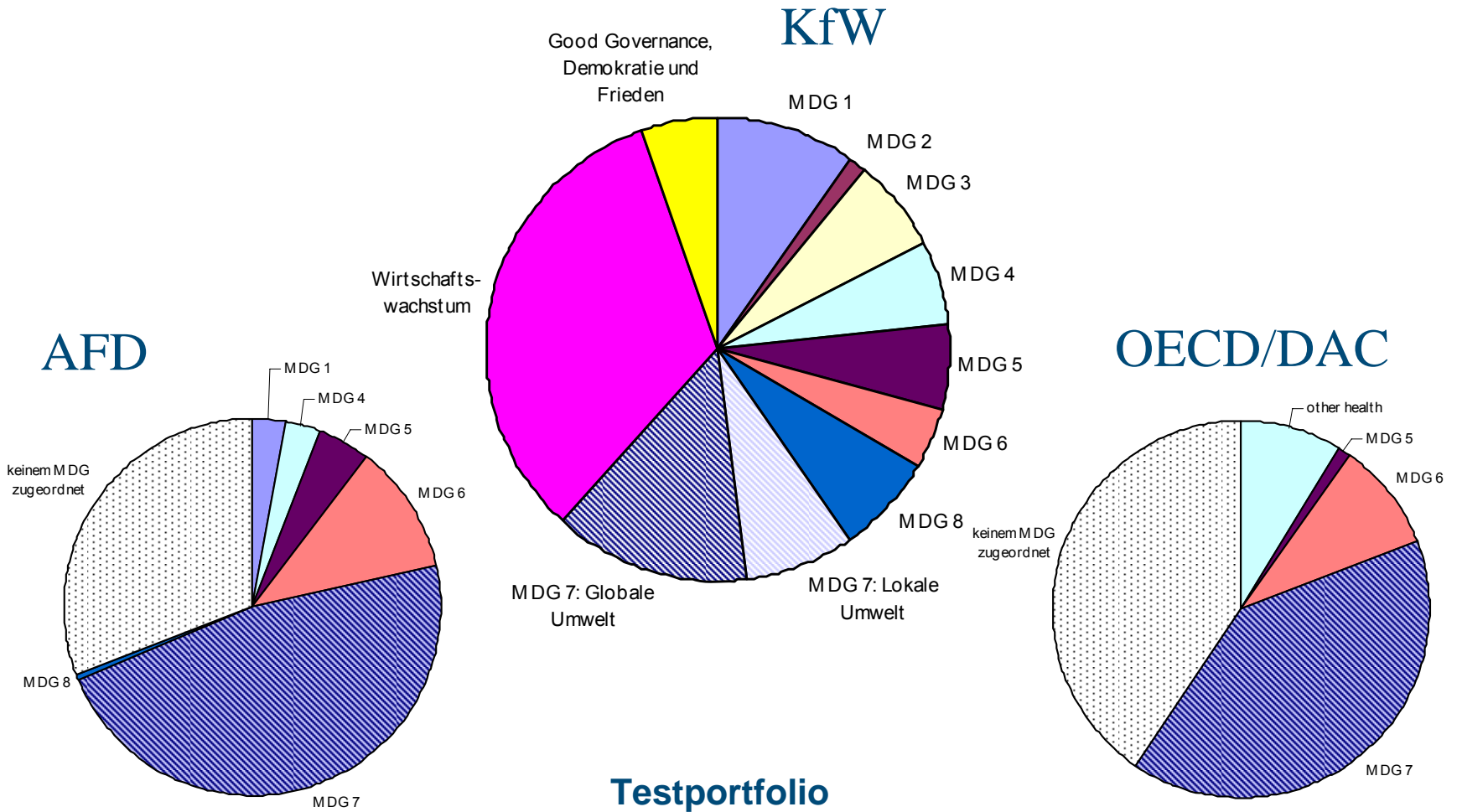


Allocation of AFD's contribution to the 8 MDGs

(2003-2005 Commitments)



MDG-Reporting: Comparison KfW – AFD – OECD/DAC



Advantages and Disadvantages of KfW-Tool compared to OECD-DAC and AFD

Advantages

- Expected impacts are allocated completely (100%) to MDGs, Econ. Growth and G. Governance;
- Ability to present differentiated contribution towards each single MDG
- MDG 7 is split into global and lokal impacts
- Impact-Matrix requires a systematic reflection with expected impacts in the teams.

Disadvantages

- Impact-Matrix is based on assessments by KfW-experts (subjectivity)

- FC-annual report 2008: “Activities in figures – our contribution towards MDGs”
- University of Göttingen: Studie zu “*Wirkungen von EZ-Interventionen auf MDGs, Wachstum, Globale Umwelt und Good Governance*” als Back-up für die Entwicklung des MDG-Reportings <http://www2.vwl.wiso.uni-goettingen.de/ibero/papers/DB193.pdf>

In Progress

- Fokus Entwicklungspolitik „MDG-Reporting“
- „Pilot“-Cooperation with CABI (Honduras) => Transfer of tool
- Evtl. Presentation in Practitioner Network (internat. DC community)